

ACCREDITATION STATISTICS

AS OF OCTOBER 1, 2018

WORLDWIDE



4005
PROGRAMS

793
INSTITUTIONS

UNITED STATES



3233
PROGRAMS

638
INSTITUTIONS

OUTSIDE THE US



772
PROGRAMS

155
INSTITUTIONS

INCREASES SINCE 2017

153
PROGRAMS

17
INSTITUTIONS

GLOBAL IMPACT

ABET HAS ACCREDITED PROGRAMS IN 32 COUNTRIES



Austria
Bahrain
Chile
China
Colombia
Ecuador
Egypt
India
Indonesia
Jordan
Kazakhstan

Kuwait
Lebanon
Mexico
Mongolia
Morocco
Oman
Palestine
Peru
Philippines
Poland
Portugal

Qatar
Russian Federation
Saudi Arabia
Singapore
South Africa
Spain
Turkey
United Arab Emirates
United States of America
Vietnam

Curricular Area Name	Degrees			Total
	AS	BS	MS	
Aerospace	2	16		18
Agricultural	1	3		4
Air Conditioning		1		1
Architectural	2	5		7
Bioengineering and Biomedical	5	29		34
Biological	5	6		11
Ceramic		2		2
Chemical	6	39	1	46
Civil	10	58	3	71
Communications		4		4
Computer	11	59	2	72
Computer Science	16	47	4	67
Construction		12		12
Cybersecurity		3		3
Drafting and Design (Mechanical)		1		1
Electrical	12	102	3	117
Electromechanical		1		1
Engineering	3	31		34
Engineering Management		1		1
Engineering Mechanics	1			1
Environmental	6	22		28
Environmental, Health, and Safety		1		1
Fire Protection		7		7
General Criteria Only	2	30	1	33
Geological	1	4		5
Health Physics		2	1	3
Industrial	1	4		5
Industrial Hygiene		3		3
Information Systems	2	12		14
Information Technology	2	11	1	14
Instrumentation and Control Systems		1		1
Manufacturing	2	5		7
Materials	4	12		16
Mechanical	13	83	3	99
Metallurgical		2		2
Mining	2	1		3
Nuclear and Radiological	2	4		6
Ocean		1		1
Petroleum	1	6		7
Safety		4		4
Software	1	5	1	7
Surveying and Geomatics	2	6		8
Systems	2	2		4
Telecommunications		6		6
Welding	1			1

PROGRAMS VISITED BY CURRICULAR AREA

2017–18



**Individual programs may embrace more than one curricular area, and thus may be counted more than once in this table.*

**ACTIONS FOR
GENERAL REVIEWS**
2017-18

	ANSAC	CAC	EAC	ETAC	TOTAL
Next General Review (NGR)	11 58%	69 68%	493 84%	68 75%	641 80%
Interim Report (IR)	8 42%	30 29%	77 13%	23 25%	138 17%
Interim Visit (IV)	–	1 1%	2 <1%	–	3 <1%
Show Cause Report (SCR)	–	–	1 <1%	–	1 <1%
Show Cause Visit (SCV)	–	2 2%	2 <1%	–	4 <1%
Not to Accredite (NA)	–	–	10 2%	–	10 1%

Curricular Area Name	AS	BS	MS	Total
Aeronautical	2	3		5
Aerospace		78	4	82
Agricultural		19	1	20
Air Conditioning	3			3
Architectural	9	31	2	42
Automotive	1	4		5
Bioengineering and Biomedical	2	134	1	137
Biological		43		43
Ceramic		3		3
Chemical	4	218	1	223
Civil	30	341	3	374
Communications		18		18
Computer	20	352	2	374
Computer Science		374		374
Construction	12	51	2	65
Construction Management		7		7
Cybersecurity		4		4
Drafting and Design (General)	1			1
Drafting and Design (Mechanical)	4	4		8
Electrical	87	556	3	646
Electromechanical	2	7		9
Engineering	6	137		143
Engineering Management		26	3	29
Engineering Mechanics		4		4
Environmental	2	85	3	90
Environmental, Health, and Safety		5	1	6
Fire Protection		20		20
General Criteria Only	28	155	5	188
Geological		19		19
Health Physics		3	5	8
Industrial	5	174	5	184
Industrial Hygiene		5	28	33
Information Systems		64		64
Information Technology		62		62
Instrumentation and Control Systems	5	5		10
Manufacturing	6	47		53
Materials		69		69
Mechanical	51	488	2	541
Metallurgical		10		10
Mining		20	1	21
Nuclear and Radiological	4	32	1	37
Ocean		10	1	11
Optics		6		6
Petroleum		32		32
Safety	1	12	5	18
Software		37		37
Surveying and Geomatics	8	25		33
Systems		25	4	29
Telecommunications	3	13	2	18
Welding		2		2

PROGRAMS ACCREDITED BY CURRICULAR AREA

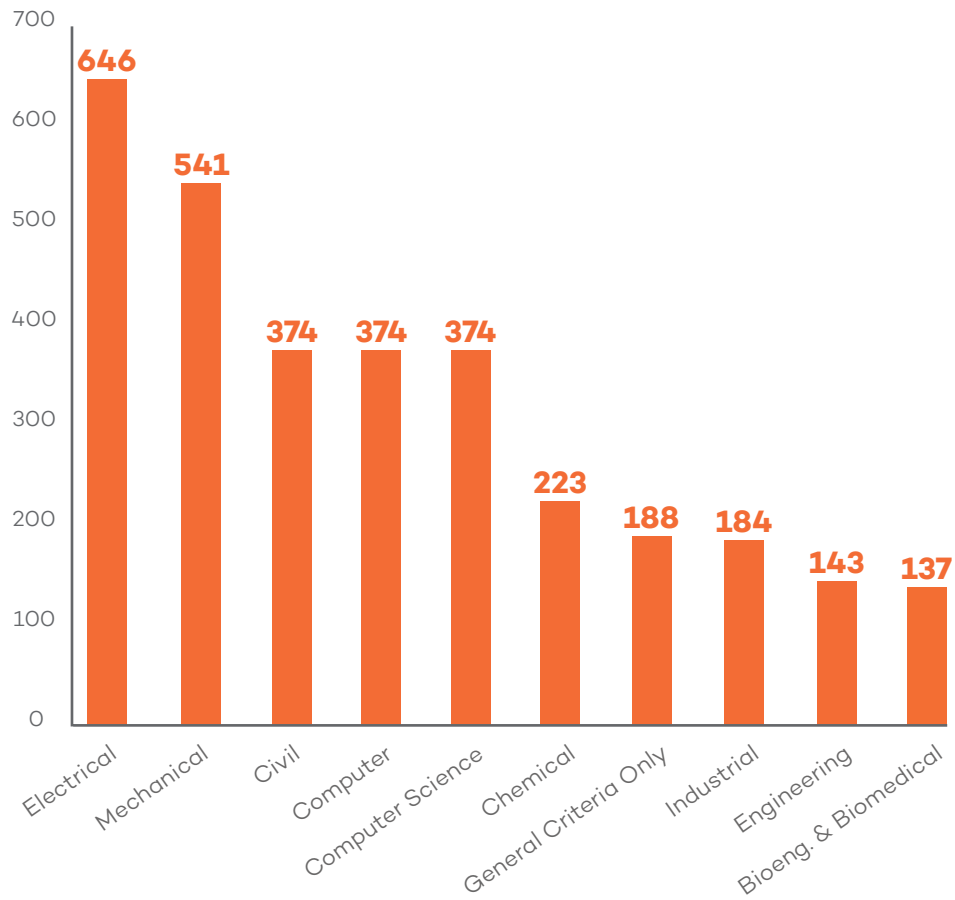
2017–18



**Individual programs may embrace more than one curricular area, and thus may be counted more than once in this table.*

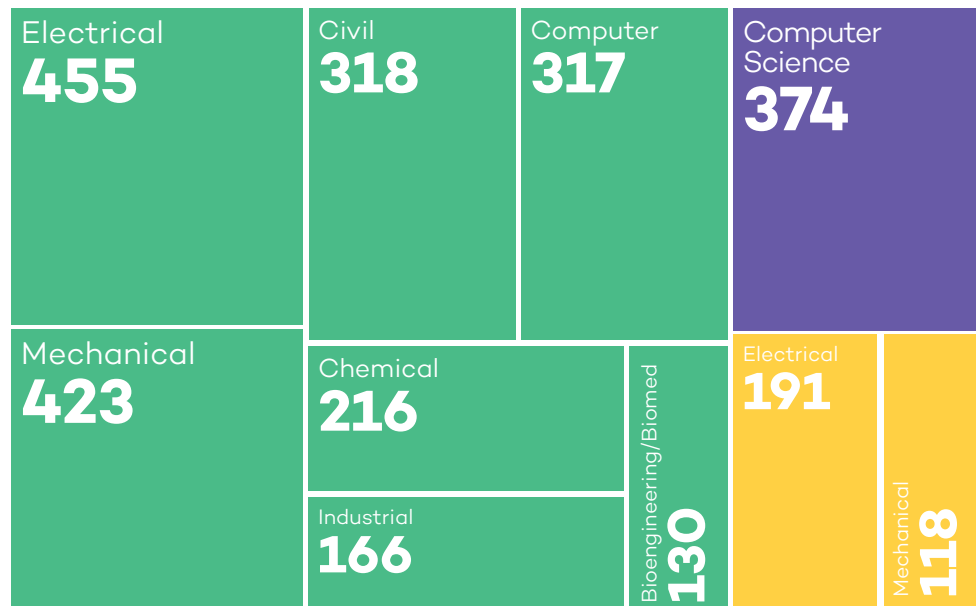
**10 LARGEST CURRICULAR AREAS
BY NUMBER OF ACCREDITED
PROGRAMS ACROSS ALL
COMMISSIONS**

As of October 1, 2018



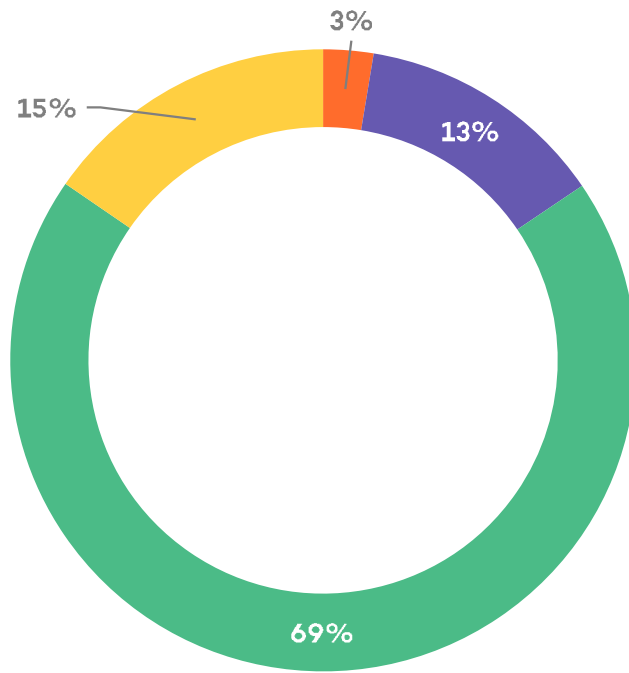
**10 LARGEST
CURRICULAR AREAS
ACCREDITED
BY COMMISSION**

■ CAC ■ ETAC
■ EAC



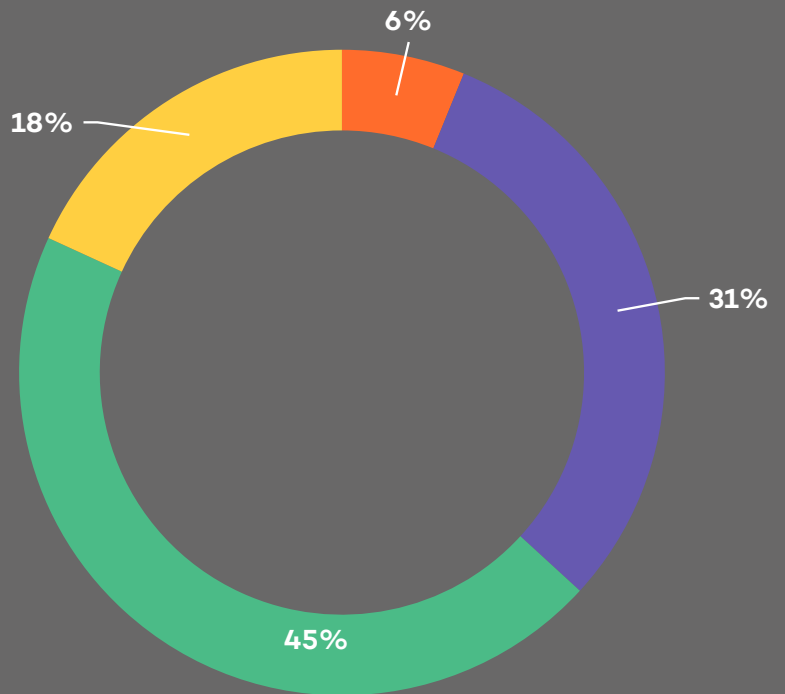
ACCREDITED PROGRAMS BY COMMISSION
As of October 2, 2018

- ANSAC (104)
- EAC (2773)
- CAC (519)
- ETAC (618)

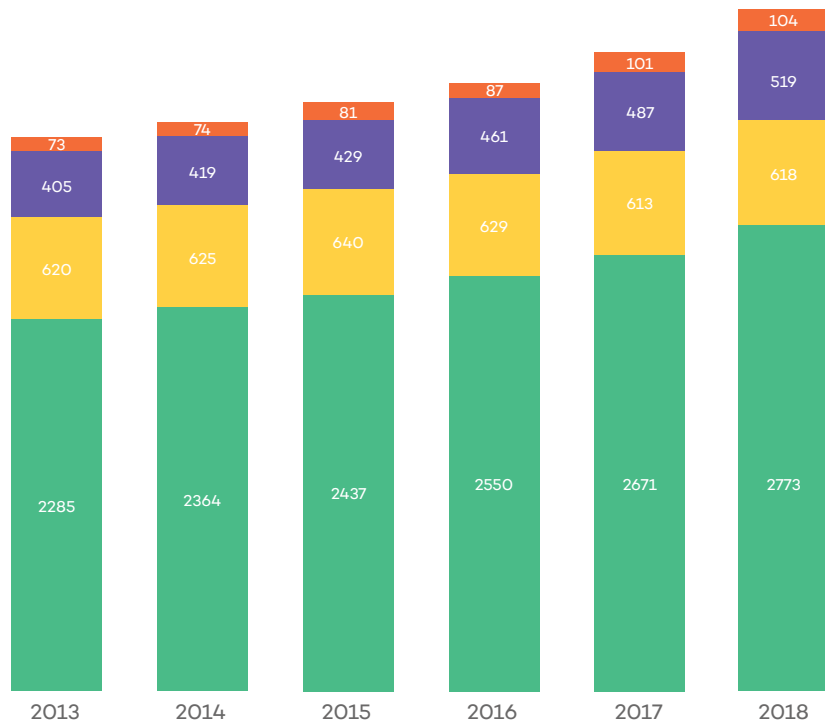



INSTITUTIONS WITH ACCREDITED PROGRAMS BY COMMISSION
As of October 2, 2018

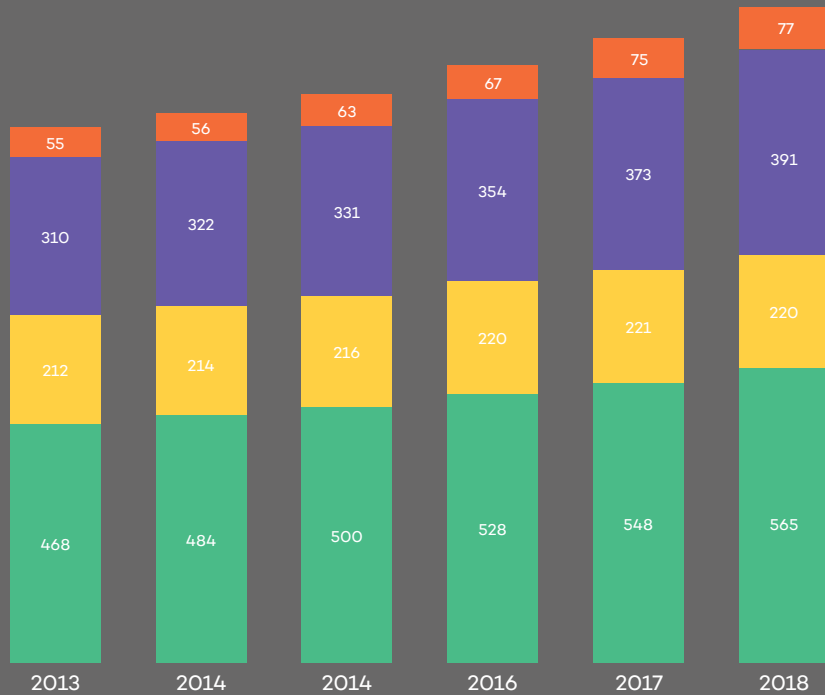
- ANSAC (77)
- EAC (565)
- CAC (391)
- ETAC (220)



ACCREDITED PROGRAMS BY COMMISSION
2013-18



INSTITUTIONS WITH ACCREDITED PROGRAMS BY COMMISSION
2013-18



STATISTICS: ACCREDITATION TRENDS

ACTIONS FOR GENERAL REVIEWS, 2013-2018

Applied and Natural Science Accreditation Commission (ANSAC)

	NEXT GENERAL REVIEW	INTERIM REPORT	INTERIM VISIT	SHOW CAUSE	NOT TO ACCREDIT
2013	78%	22%	0%	0%	0%
2014	67%	33%	0%	0%	0%
2015	61%	28%	0%	11%	0%
2016	80%	13%	7%	0%	0%
2017	68%	32%	0%	0%	0%
2018	58%	5%	0%	0%	0%

ACTIONS FOR GENERAL REVIEWS, 2013-2018

Computing Accreditation Commission (CAC)

	NEXT GENERAL REVIEW	INTERIM REPORT	INTERIM VISIT	SHOW CAUSE	NOT TO ACCREDIT
2013	58%	29%	11%	3%	0%
2014	69%	25%	1%	1%	2%
2015	79%	20%	1%	0%	0%
2016	69%	26%	4%	1%	0%
2017	70%	24%	5%	1%	0%
2018	67%	29%	2%	2%	0%

ACTIONS FOR GENERAL REVIEWS, 2013-2018

Engineering Accreditation
Commission (EAC)

	NEXT GENERAL REVIEW	INTERIM REPORT	INTERIM VISIT	SHOW CAUSE	NOT TO ACCREDIT
2013	79%	16%	3%	0%	0%
2014	89%	10%	<1%	<1%	0%
2015	90%	9%	<1%	0%	<1%
2016	85%	13%	<1%	1%	<1%
2017	90%	9%	<1%	0%	<1%
2018	84%	12%	0%	0%	0%

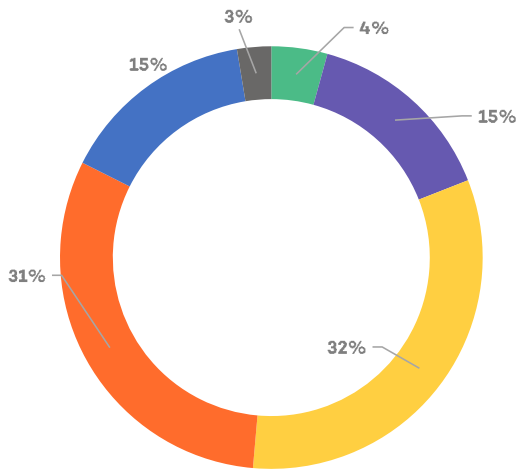
ACTIONS FOR GENERAL REVIEWS, 2013-2018

Engineering Technology
Accreditation Commission
(ETAC)

	NEXT GENERAL REVIEW	INTERIM REPORT	INTERIM VISIT	SHOW CAUSE	NOT TO ACCREDIT
2013	64%	31%	3%	0%	0%
2014	80%	17%	1%	2%	2%
2015	67%	33%	0%	0%	0%
2016	65%	27%	8%	0%	0%
2017	85%	15%	0%	0%	0%
2018	75%	25%	0%	0%	0%

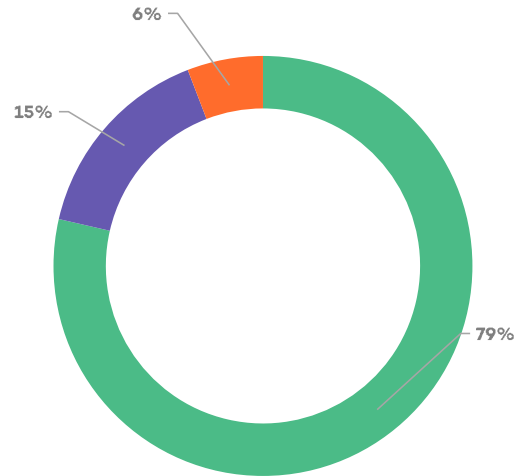
STATISTICS: 2017-18 VOLUNTEER CHARACTERISTICS

AGE



- 30 - 39 (74)
- 40 - 49 (255)
- 50 - 59 (559)
- 60 - 69 (536)
- 70 - 79 (259)
- 80 - 89 (45)

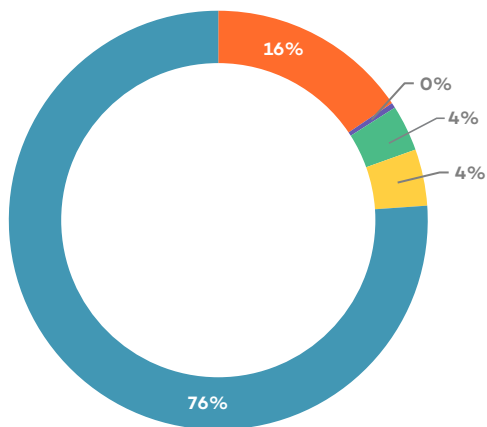
GENDER



- Male (1600)
- Female (317)
- Unspecified (119)

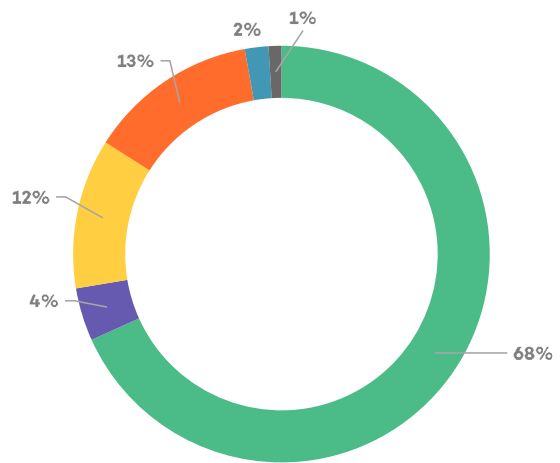
**Data are self-reported and current as of October 1, 2018.*

ETHNICITY



- American Indian or Alaskan Native (6)
- Asian or Pacific Islander (306)
- Black, not of Hispanic Origin (81)
- Hispanic (69)
- White, not of Hispanic Origin (1366)

JOB SECTOR



- Academic (1378)
- Government (83)
- Industry (235)
- Practitioner (266)
- Private (37)
- Other (20)

**Data are self-reported and current as of October 1, 2018.*